

Children & Young People's Services Scrutiny Committee

7 June 2023

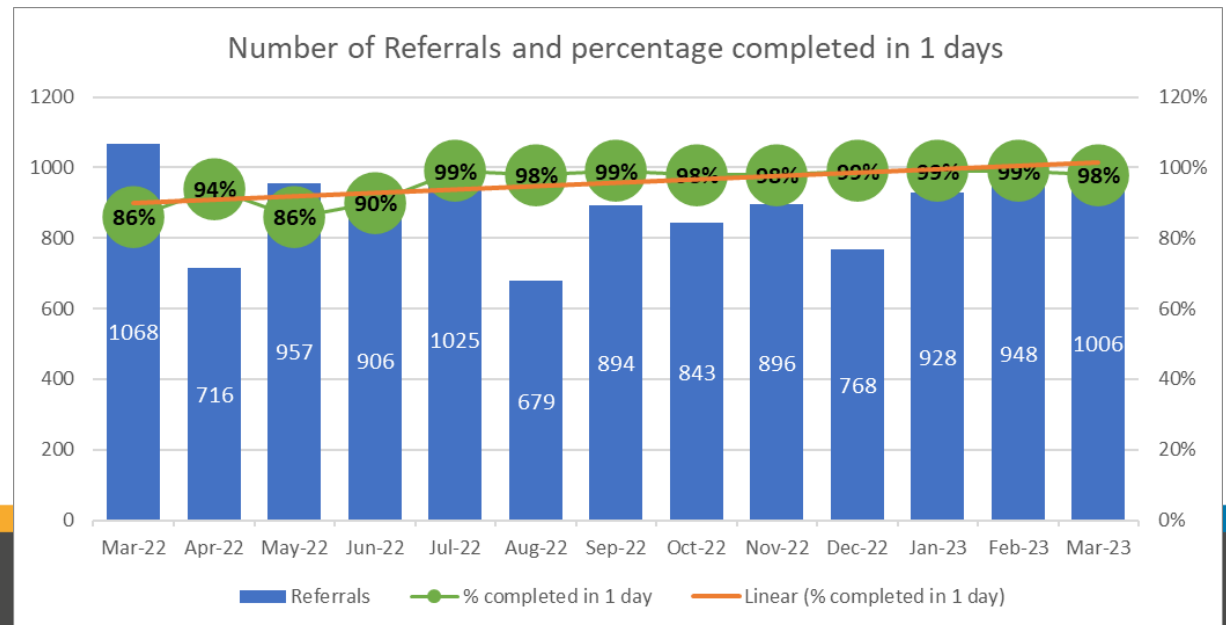
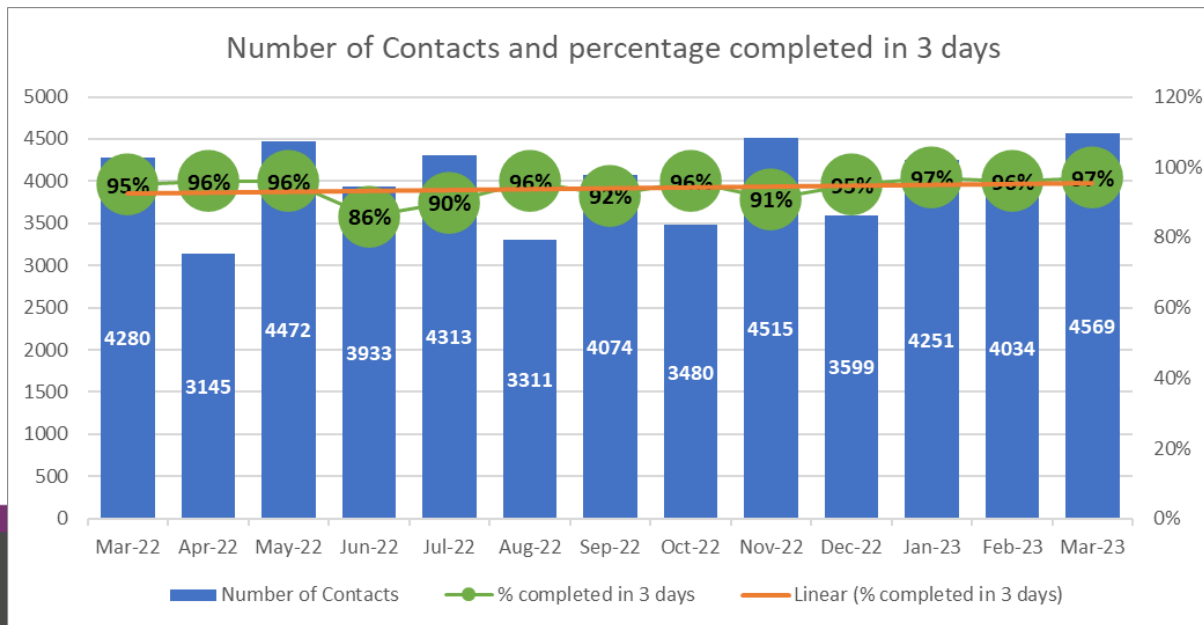
**Performance Summary
Report (key slides)**

**to the end of
March 2023**



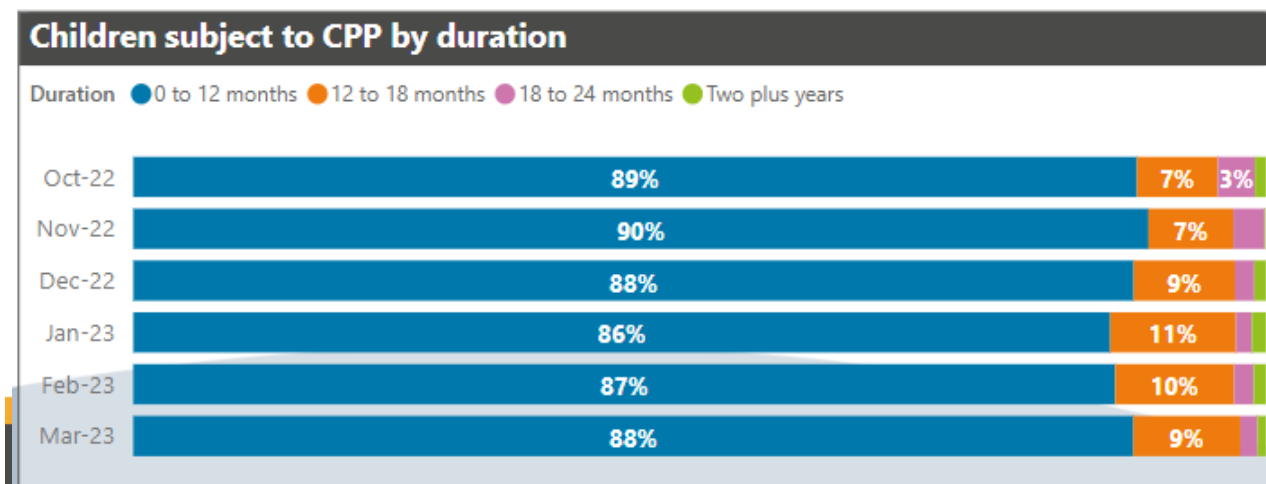
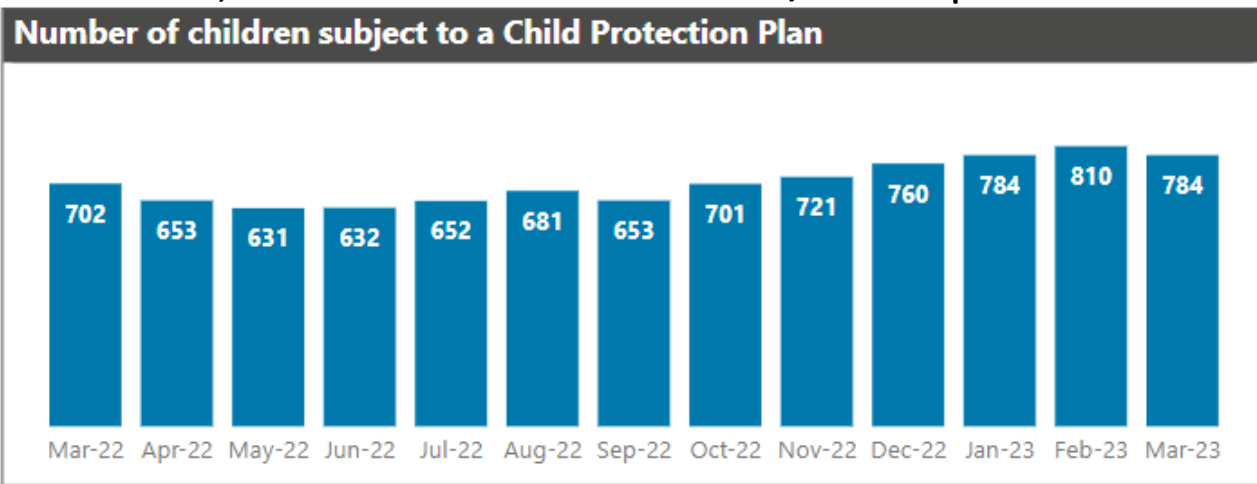
Contacts and Referrals

- Increases across both Contacts and Referrals in March 2023. **Rate of Referrals 2021/22 National – 538, Statistical Neighbours – 413, West Sussex – 528 (Rolling 12 months Apr-22 to Mar-23- 604)**
- Conversion rate from Contact to Referral has decreased to **22%** (1006/4569)
- Timeliness of Contacts in 3 days has increased to **97%** (4426/4569) - *Rolling 12 months 94% (Apr-22 to Mar-23)*
- Referrals completed within 1 working day decreased to **98%**. (984/1006)-*Rolling 12 months 96% (Apr22 to Mar23)*
- 285** children were re-referred to Children’s Social Care (**28%**). **Statistical Neighbours 27% and National Re-Referrals 22% (21/22) – Rolling 12 months (Apr-22 to Mar-23) 26%**



Child Protection Performance

- Decrease in CP numbers in Mar 2023 to **784**; 1% (6 children) have been on a plan for more than 2 years.
- West Sussex Rate per 10,000 = **44.8** **Statistical Neighbours 35 and England 42 (21/22)**
- Initial Child Protection Conference (ICPC) timeliness **82%** (101/123) **SN 83% and England 80% (21/22)** – Rolling 12 months **79%** (Apr-22 to Mar-23)
- Review Child Protection Conference (RCPC) timeliness **100%** (91/91) **SN 91% and England 89%(21/22)** - Rolling 12 months **96%** (Apr-22 to Mar-23)
- Rolling 12 months 938 children started on CP Plan - of those 227 were for a second/subsequent time ever which is **24%**, and 19 were for a second/subsequent time within 12 months which is **2%**.



Children we Care for

- ☐ Increase in the number of children we care for at **883** for end March 2023 - West Sussex rate = **50.5** Statistical Neighbours 50 and England 67 (21/22)
- ☐ **97%** (621/639) of Children we Care for have a care plan in place and **96%** (214/224) have a Pathway Plan in place
Pathway Plans – **Rolling 12 months 93%** (Apr-22 to Mar-23)
- ☐ **96%** (787/821) of Children we care for had all of their reviews completed in time during the last 12 months.
- ☐ **90%** with an up to date Review Health Assessment – **Rolling 12 months 78%** (Apr-22 to Mar-23) **84%** Statistical Neighbours and England **89%** (21/22)
- ☐ **77%** with up to date Dental Check – **Rolling 12 months 70%** (Apr-22 to Mar-23)
- ☐ Initial Health Assessment (IHA) – increase in timeliness with **37%** completed in time in Feb-23 – **Rolling 12 months 31%** (Mar-22 to Feb-23)
- ☐ Strengths and Difficulties Questionnaires (SDQs) - The figure for CwCf with up-to date SDQs at end Mar is 268/432 = **62%**

